

2008 STARTING SEQUENCE

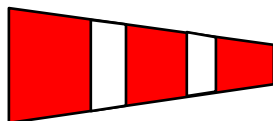
EUGENE YACHT CLUB - TRITON YACHT CLUB JOINT RACE COMMITTEE

BEFORE THE "1" FLAG IS DISPLAYED THE COURSE MUST BE DESIGNATED AND DISPLAYED. NEXT GET ALL FLAGS SHOWN ON THIS SHEET AND THE NEXT SHEET OUT OF THE CARRYING CASE, READY TO DISPLAY.

If the committee is not prepared to begin the starting sequence at 6:25, or the scheduled time

ANSWERING PENNANT

to be raised with TWO horn blasts. When prepared to begin the sequence, 'AP' is lowered with ONE horn blast, one min. before raising first class flag.



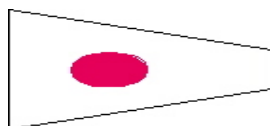
6:20 p.m. on Thursday night

start digital recorder and elapse time

6:25 p.m. on Thursday night
Scheduled start at other times

"1" FLAG


to be raised with ONE horn blast
5 min. WARNING



6:26 p.m. on Thursday night
Scheduled start at other times

"P" FLAG

to be raised with ONE horn blast
4 min. signal, Leave 1 flag up



6:29 p.m. on Thursday night
Scheduled start at other times

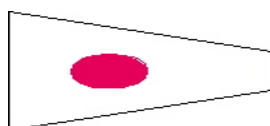
"P" FLAG

to be lowered with ONE LONG horn blast
1 min. signal

6:30 p.m. on Thursday night
Scheduled start at other times

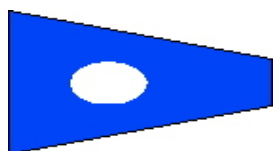
"1" FLAG

to be lowered with ONE horn blast
Raise next class number flag
Starting signal for first class and
5 min. warning for next class




REPEAT THIS SEQUENCE USING EACH CLASS FLAG UNTIL ALL FLEETS HAVE STARTED.


"2"



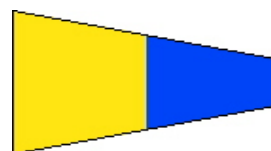
"3"



"4"



"5"




"6"



"7"



"8"




"9"



INDIVIDUAL RECALL**CODE FLAG 'X'**

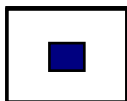
to be raised with ONE horn blast. Continue to display this flag until all premature starters have started correctly, but no longer than 4 min. after the start.

GENERAL RECALL**'FIRST SUBSTITUTE'**

to be raised with TWO horn blasts. Continue to display this flag for 4 min. from the time of the aborted start, then lower it with ONE horn blast. One min. after lowering it raise the Red Flag to designate the new start.

RACE COMMITTEE SIGNALS**FINISH BOAT ON STATION**


Finish boat on station. Fly this flag to indicate the race committee boat is marking the finish line and taking finishes.

**'S' SHORTEN COURSE**

The course may be shortened at any rounding mark, before the first boat reaches the mark. Finish between the rounding mark and the committee boat. Set finish line by anchoring committee boat, with the rounding mark on the port side. Raise Code Flag 'S' with TWO horn blasts.

**'C' CHANGE COURSE WHILE RACING**

The course may be changed at any rounding mark before the first boat reaches the mark. Station rescue boat near rounding mark, display Code Flag 'C', make repetitive sound signals, hail each racer, identifying the course change, in accordance with Rule 33.

**'I' ROUND-THE-ENDS STARTING RULE**

Raise Code Flag 'I' with ONE horn blast, before or with the Blue flag. Lower 'I' with ONE LONG horn blast one minute before the start. Any boat that is over the start line during this one-minute period must sail to the pre-start side of the line by rounding one of the end extensions of the line. The committee will hail any boat that has crossed the start line during this one-minute period.

**'M' MARK SIGNAL**

If a mark has drifted or disappeared a new mark may be substituted. Anchor the rescue boat where the mark should be, raise Code Flag 'M' and make repetitive sound signals until all racers are notified.

**'Y' LIFE JACKET REQUIRED**

It is recommended the life jacket required flag be flown when white caps are present.